

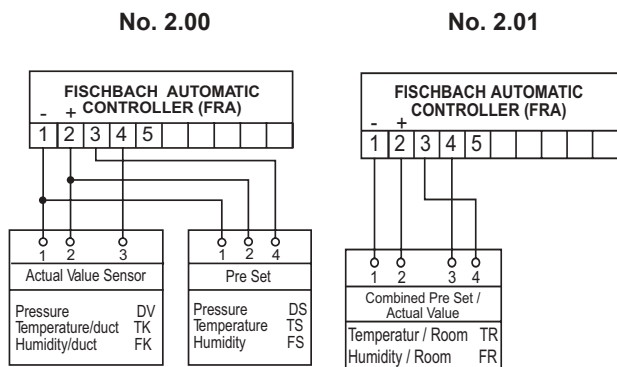
FISCHBACH - CONTROLLERS

supply 24V-, output signal 0-10V-, cable max. 200m, 1,5mm²

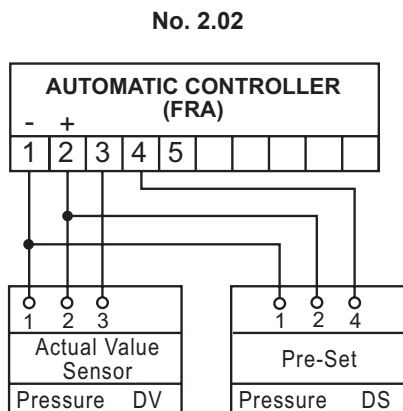
control type	mounting	ill. no.	control system	ref. no.	part no.	setting range	measuring range	lin.	weight [kg]
Actual value sensor (must be used in conjunction with Pre-set)									
pressure	room	1	pressure sensor	DV 1010	6903	0 ... 1000 Pa	-	1 %	0,6
Pre-set									
pressure	room	3	pressure pre-set	DS 1010	6904	0 ... 1000 Pa	-	5 %	0,1
Combined sensor and pre-set									
temperature	room	3	room temperature sensor with combined pre-set	TR 40/10	6932	+3 ... +43 °C	+9 ... +43 °C	1 %	0,15
Manual remote adjustment									
output voltage	room	3	manual remote adjustment	HF 10	6941	0 ... 100 %	-	5 %	0,1

Wiring diagrams for signal transmitters

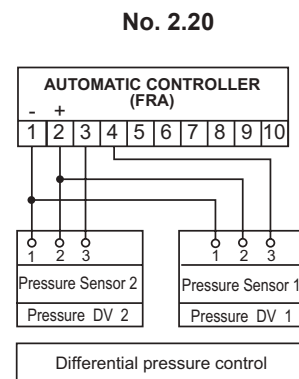
Increase in negative/positive pressure, temperature or relative humidity requires: - **Increase in volume**
(Wiring diagram 2.00 + 2.01)



Increase in negative/positive pressure, temperature or relative humidity requires: - **Reduction in volume**
(Wiring diagram 2.02)



Using two actual value sensors one as the setting means (Pre Set), the other as the actual value.
Differential Pressure Control (Wiring diagram 2.20)



Manual Remote Adjustment of FISCHBACH CONTROLLER

Continual adjustment of the output voltage 0-100% via a manual remote speed adjuster. Complete control of air volume, air pressure to correct temp., relative humidity or air quality.

